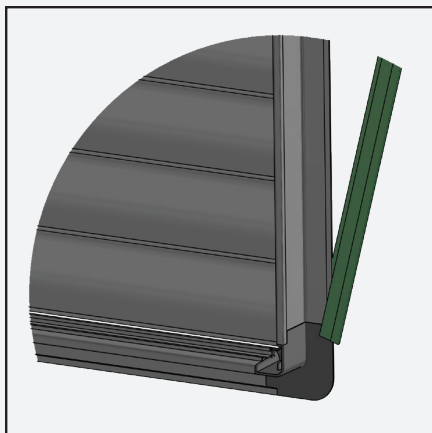
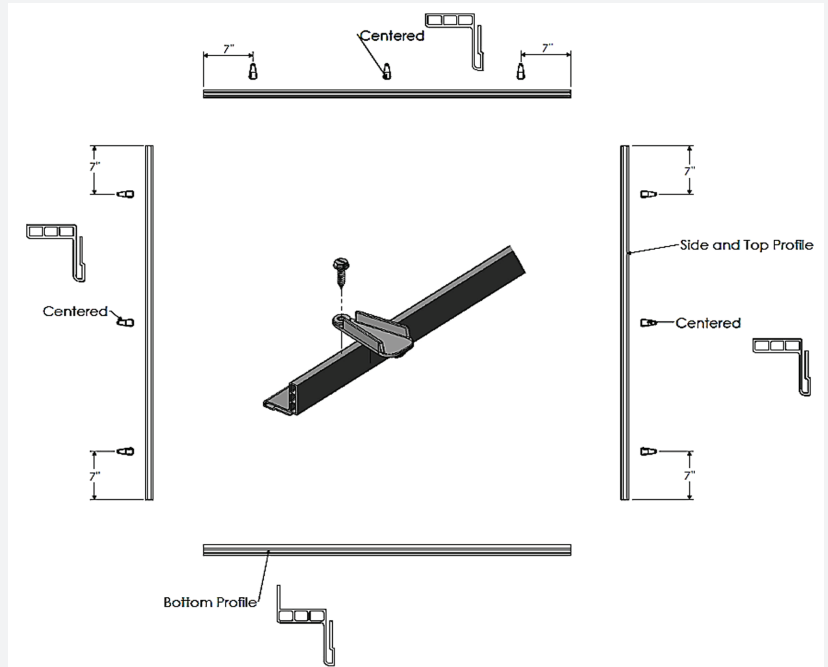





# ECOTIGHT SHUTTER COVER

## Installation Instructions


- 1 Install the cover clips onto profiles (sides and top only)



- 2 Install the cover clips onto profiles (sides and top only)



- 3 Install the shutter back into the fan housing securing it with provided shutters clips



- 4 Install cover bottom first, then push into position securing with blank clips

(563) 875-6257 or 1-800-553-4102

[www.doublel.com](http://www.doublel.com)

[www.youtube.com/doublelgroup](http://www.youtube.com/doublelgroup)